

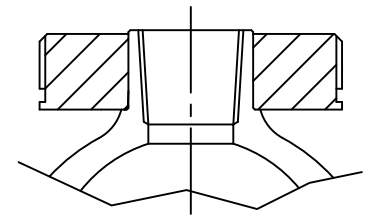
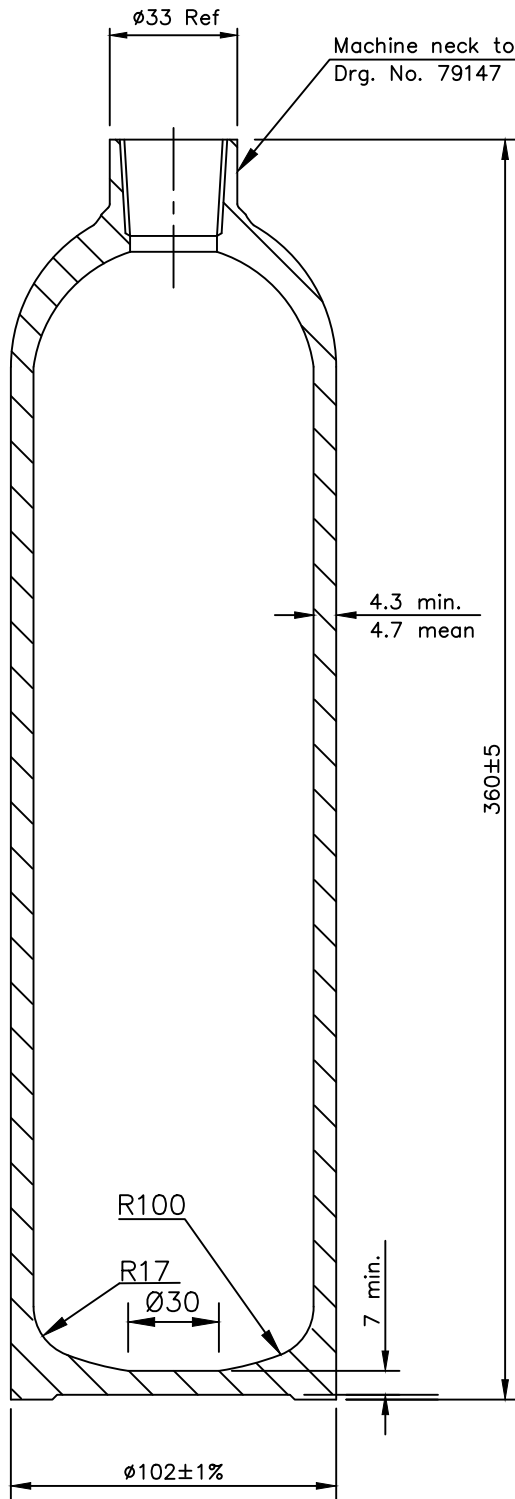


LUXFER
GAS CYLINDERS

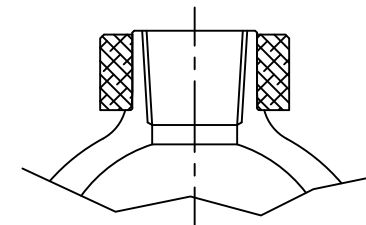
Colwick, Nottingham, NG4 2BH, England.
Tel: +44 (0) 115 980 3800
Fax: +44 (0) 115 980 3899
www.luxfercylinders.com

© Luxfer Gas Cylinders Ltd. 2019

The copyright of this drawing belongs to Luxfer Gas Cylinders. The drawing is supplied on the express terms that it is to be treated as private and confidential and is not to be copied or communicated to any other person. It is not to be used for the purpose of construction or manufacture unless expressly authorised for that purpose on each occasion that it is used.



Cylinder neck with Shrink-Fit Collar Fitted



Water Capacity	2,00 It (min.)
Estimated Empty Wt.	1,85 kg (Excl. Collar)
Thread Spec.	25E EN ISO 11363-1
CYLINDER PRESSURES	
Charging @ 15.0°C	200 BAR
Test	300 BAR
Material:	Aluminium alloy AA 7060
UTS min.	500 MPa
0.2% Proof Stress min.	430 MPa
Elongation on 5,65 √A	12% min.

1	ORIG.	11.02.19
Issue	Mod. No.	Date
Drawn	A.S.N.	11.02.19
Checked	P.H.	11.02.19

The design and manufacture of this container conforms to :
EN ISO7866:2012
(Incorporating corrigendum April 2014)
2010/35/EU (TPED) Approval:
PRJ11066788/1
(P7029N)

All dimensions in mm u.o.s.

Title: NM2 EN ISO P7052N